

# system36



GENIUS products feature  
**PHIFER** WIRE PRODUCTS INC.

## 36 mm RETRACTABLE INSECT SCREEN

**Genius** produces a series of different sizes and designs of Cassette Roller Insect Screen Systems, developed to suit different design requirements and to meet the needs of demanding markets worldwide.

All the systems have their own distinctive cassette style and combine with a number of interchangeable profiles to create a unique series of retractable screening solutions.

Providing innovative long lasting designs, as a result of studious efforts to optimise performance and efficiency, **Genius** Retractable Insect Screens are made from fine micro-extruded aluminium profiles combined with durable nylon accessories and the high quality weatherproof fibreglass mesh from Phifer Wire Products Inc. And now, every **Genius** retractable system features the optional Brake for use in both vertical and horizontal applications.

The systems are supplied in convenient bar lengths, according to the profile, of 4.7 mtrs (185") 5 mtrs (197") or 6 mtrs (236"). This allows the fullest optimisation of the system with the minimum of waste.

Guide profiles feature pre-inserted brushpile and the cassette is pre-assembled and complete with mesh fixed to a centre tube and sliding bar.

The major part of preparation is made with one simple cut through the cassette and with simple square cuts to the guides, you have cassette, tube, screen and guides neatly cut for immediate installation. Some systems are also supplied as pre-assembled modules adaptable to the required dimensions and complete with all the accessories.

**Genius** Retractable Insect Screen systems are able to be installed on windows and doors, either inside the opening or front fixed, and the appropriate accessory kits include all the components necessary for the different mounting options.

Despite the simplicity of the systems, there are enough options to allow flexibility of choice and quick installation on almost any type of existing frame – providing solutions for both residential and commercial applications.

Each **Genius** system can be made in a number of window screen configurations or door screens simply by changing the accessories but using the same cassette and inter-changeable guides. Our individual technical data sheets show the combinations and options available in each system.

Compare the versatility and quality with other systems on the market and you will see the difference.

Only first quality materials are used to make **Genius** Retractable Insect Screen Systems, so whichever system you install, you know you will get the same high standard of quality and reliability.



## COLOURS AVAILABLE

Anodized Silver	0030	White	RAL 1013
Bronze	0040	Black	RAL 9005
White	RAL 9010	Brown	RAL 8014

Please, check the above colours on a RAL palette.

Above listed data may change without notice.

# Genius®

[www.geniusnetwork.biz](http://www.geniusnetwork.biz)

# system36

SUGGESTIONS

## VERTICAL SYSTEM - SPRING LOADED (INSET FIX)

**Maximum sizes recommended:**

We suggest not to exceed the size of 160 cm width x 140 cm height for cassettes in the System 36 series.

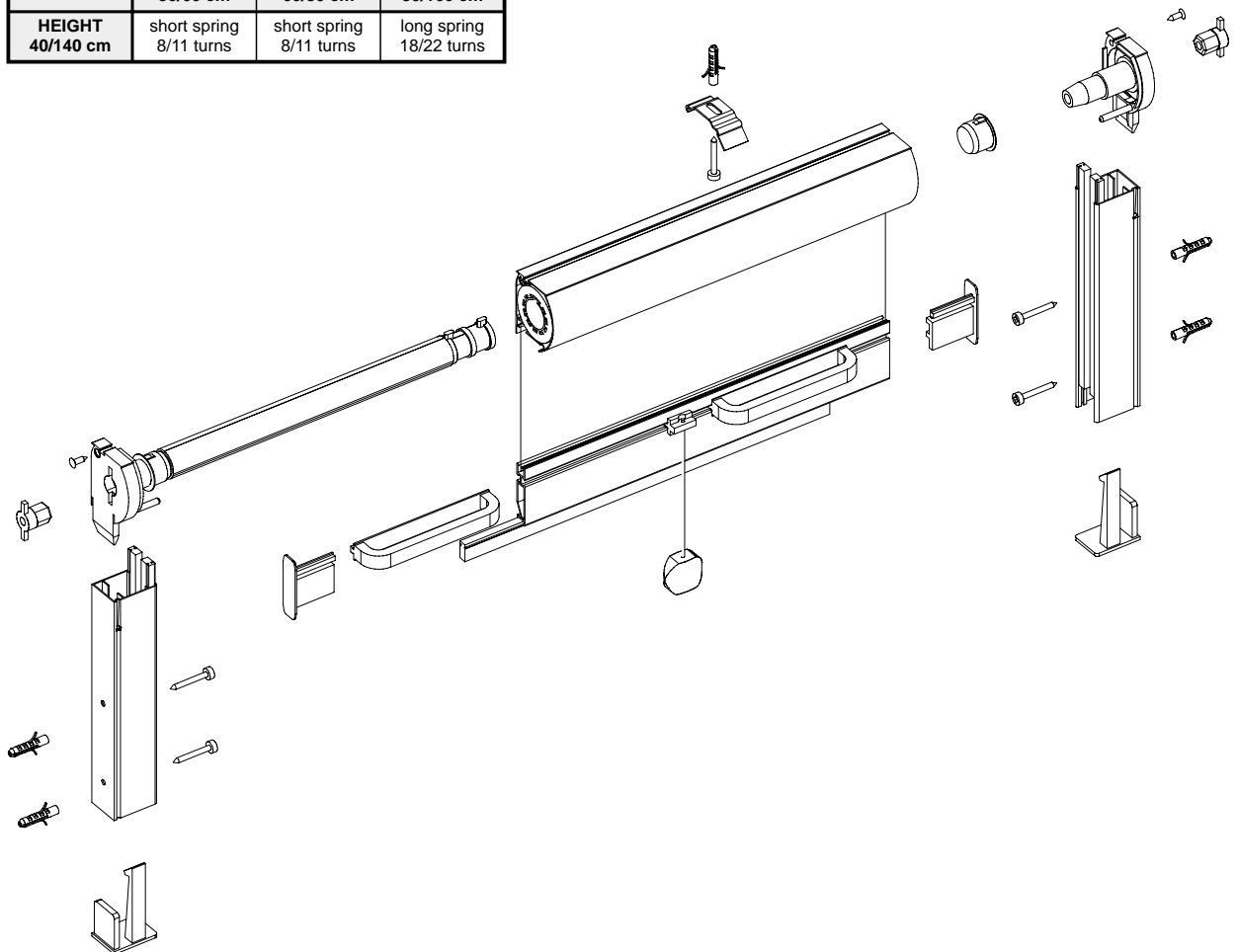
**Standard mesh and alternative screens:**

System 36 is normally supplied with fibreglass mesh. However there are some optional black-outs and shade screens available.

We suggest to use the short spring for openings not wider than 80 cm.

**Spring loading** (clockwise)

	WIDTH 50/60 cm	WIDTH 60/80 cm	WIDTH 80/160 cm
HEIGHT 40/140 cm	short spring 8/11 turns	short spring 8/11 turns	long spring 18/22 turns



We suggest to use the fixing bracket in case of inset mounting in order to give more stability to the cassette.

S.T. Syt36 VertMoll Luce ING V.1.0 0802 • PDF

## CUTTING SPECIFICATIONS

**cassette**

cassette with tube,  
mesh and sliding bar: = opening width **minus** 19 mm

1 Pc.

**guides**

side guides: = opening height **minus** 46 mm

2 Pcs.

**Genius**<sup>®</sup>

www.geniusnetwork.biz

# system36

SUGGESTIONS

## VERTICAL SYSTEM - SPRING LOADED (FRONT FIX)

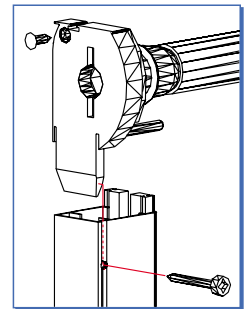
**Maximum sizes recommended:**

We suggest not to exceed the size of 150 cm width x 140 cm height for cassettes in the System 36 series.

**Standard mesh and alternative screens:**

System 36 is normally supplied with fibreglass mesh. However there are some optional black-outs and shade screens available.

We suggest to use the short spring for openings not wider than 80 cm.

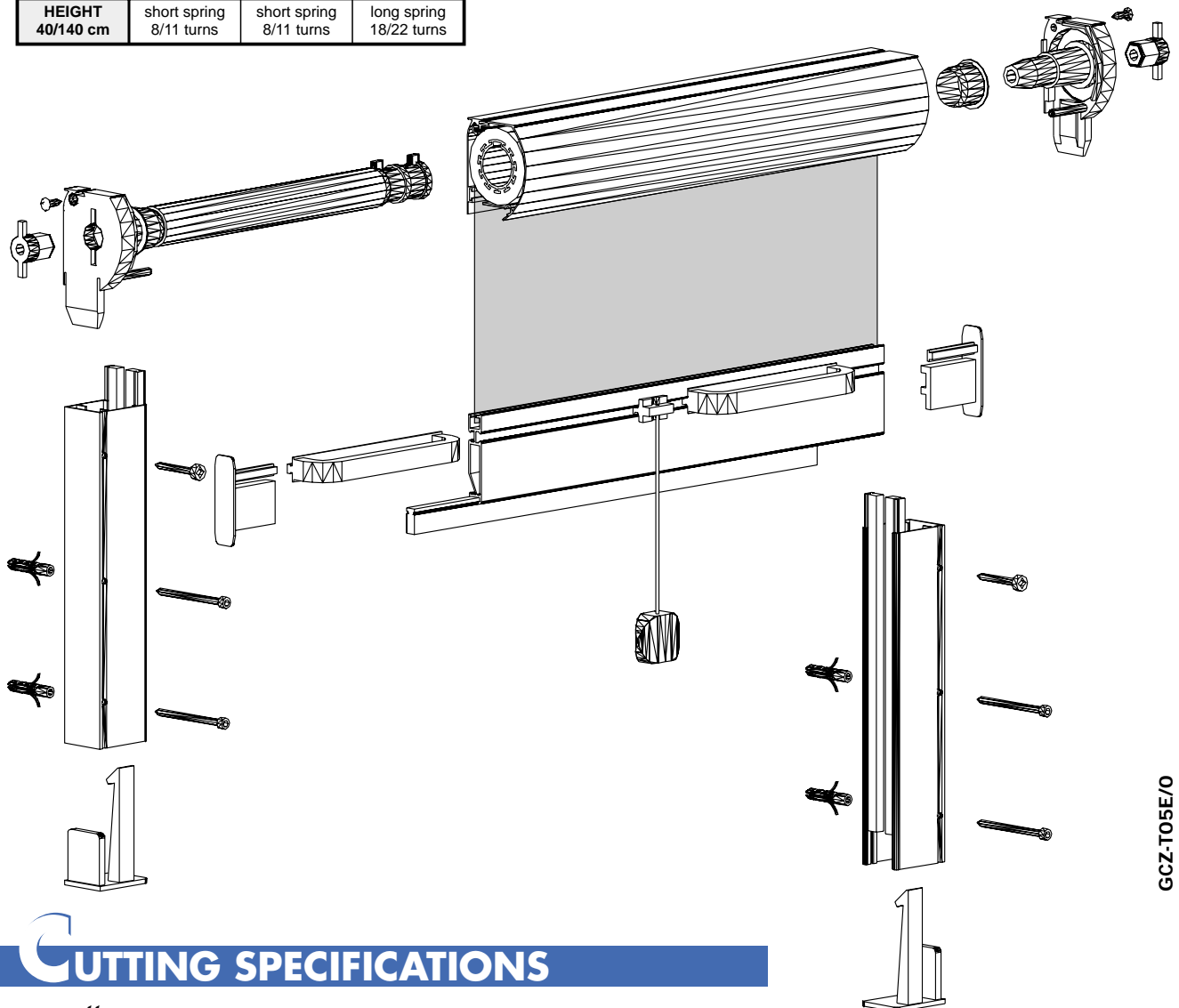


How to fix the end cap into the guide by using the little screw.

S.T. Syt36 VertMoll Front ING V.1.0 0802 • PDF

**Spring loading** (clockwise)

	WIDTH 50/60 cm	WIDTH 60/80 cm	WIDTH 80/150 cm
HEIGHT 40/140 cm	short spring 8/11 turns	short spring 8/11 turns	long spring 18/22 turns



GCZ-T05E/O

## CUTTING SPECIFICATIONS

**cassette**

cassette with tube, mesh and sliding bar: = opening width **plus** 42 mm

1 Pc.

**guides**

side guides: = opening height **plus** 46 mm

2 Pcs.

**Genius**<sup>®</sup>

www.geniusnetwork.biz

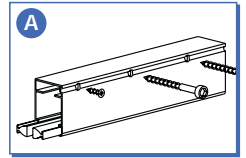
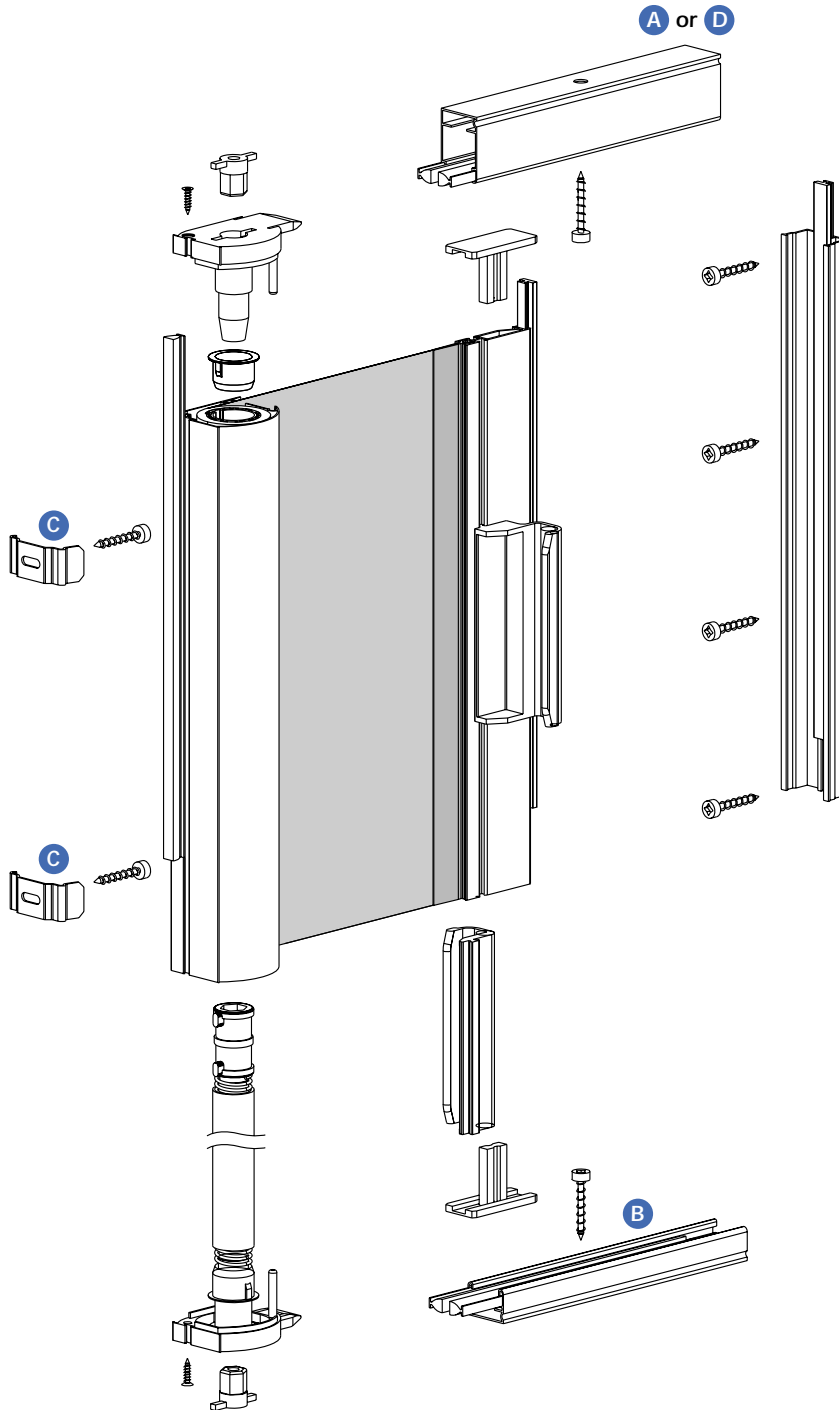
# system36

OPTION FOR FRONT FIX

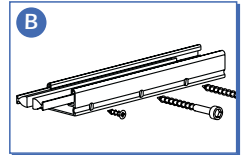
## SINGLE HORIZONTAL (DOOR) SYSTEM (INSET AND FRONT FIX)

**Maximum sizes recommended:**

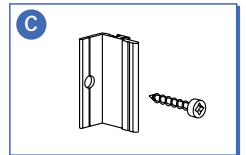
We suggest not to exceed the size of 120 cm width x 250 cm height for cassettes in the System 36 series.



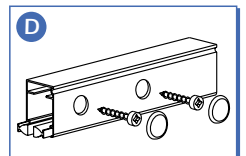
Option for front fix (single & double)



Option for front fix (single & double)



Option for front fix (single & double)



Option for front fix with cap (single & double)

**Spring loading**  
(clockwise)

	<b>WIDTH</b> up to 120 cm
<b>HEIGHT</b> up to 250 cm	door spring 14/16 turns

S.T. Syt36 OrizzSing LuceFront ING V.1.0 0802 • PDF

GCZ-T06E/O

## CUTTING SPECIFICATIONS

**cassette**

cassette with tube, mesh and sliding bar: = opening height **minus** 19 mm

**guides**

top and bottom guides: = opening width **minus** 52 mm

**U-profile + magnet**

U-profile: = opening height **exact**

1 Pc.

2 Pcs.

1 Pc.

**Genius**<sup>®</sup>

www.geniusnetwork.biz

## SINGLE HORIZONTAL (DOOR) SYSTEM

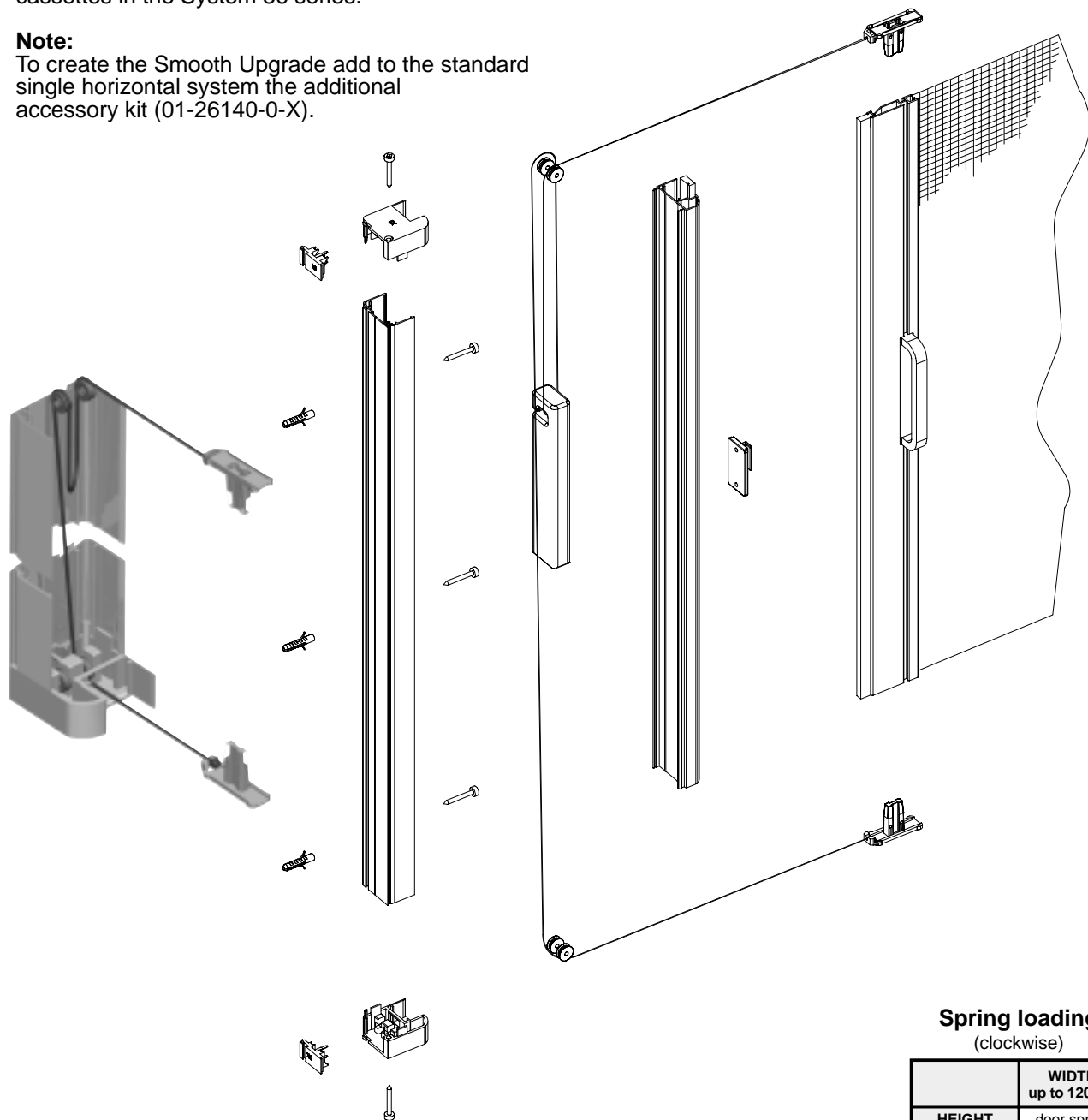
(INSET FIX)

### Maximum sizes recommended:

We suggest not to exceed the size of 120 cm width x 250 cm height for cassettes in the System 36 series.

### Note:

To create the Smooth Upgrade add to the standard single horizontal system the additional accessory kit (01-26140-0-X).



S.T. Syt36 OrizzSing Luce opSMT ING V.1.0 0802 • PDF

GCZ-T07E/O

### Spring loading (clockwise)

	WIDTH up to 120 cm
HEIGHT up to 250 cm	door spring 12 turns

## CUTTING SPECIFICATIONS

### cassette

cassette with tube,  
mesh and sliding bar: = opening height **minus** 19 mm

1 Pc.

### guides

top and bottom guides 30x22 mm and 22x22 mm:  
= opening width **minus** 78 mm

2 Pcs.

### Smooth Upgrade Option

U-profile: = opening height **minus** 31 mm

1 Pc.

cover profile: = opening height **minus** 31 mm

1 Pc.

# Genius®

www.geniusnetwork.biz

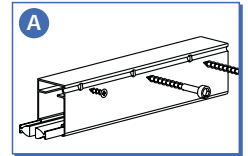
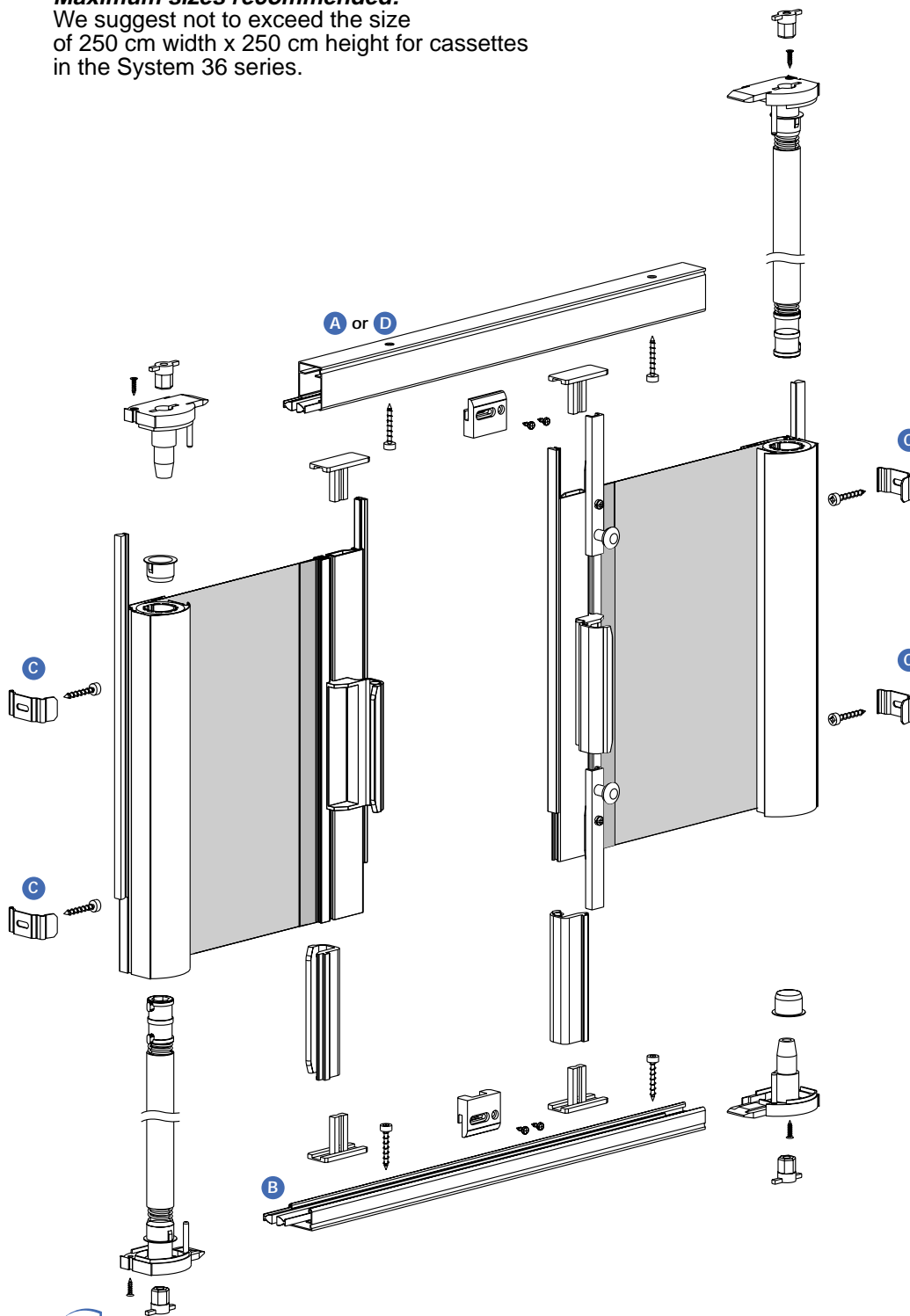
# system36

OPTION FOR FRONT FIX

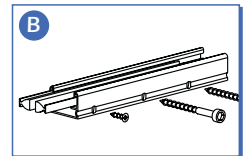
## DOUBLE HORIZONTAL (TWIN DOOR) SYSTEM (INSET AND FRONT FIX)

### Maximum sizes recommended:

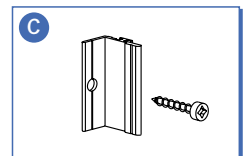
We suggest not to exceed the size of 250 cm width x 250 cm height for cassettes in the System 36 series.



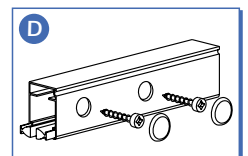
Option for front fix (single & double)



Option for front fix (single & double)



Option for front fix (single & double)



Option for front fix with cap (single & double)

### Spring loading (clockwise)

	WIDTH up to 250 cm
HEIGHT up to 250 cm	door spring 14/16 turns

## CUTTING SPECIFICATIONS

### cassette

cassette with tube, mesh and sliding bar: = opening height **minus** 19 mm

### guides

top and bottom guides: = opening width **minus** 86 mm (can be divided in two) **2 or 4 Pcs.**

2 Pcs.

2 or 4 Pcs.

Above listed data may change without notice.

# Genius®

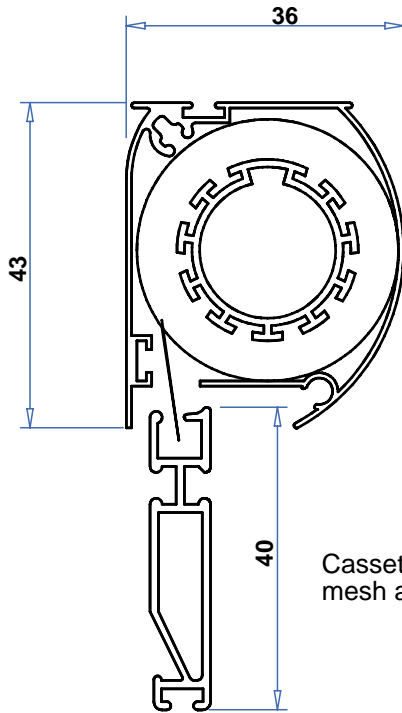
www.geniusnetwork.biz

S.T. - Syst36 - OrizzDopp - LuceFront ING. V.1.0. 0802 - PDF

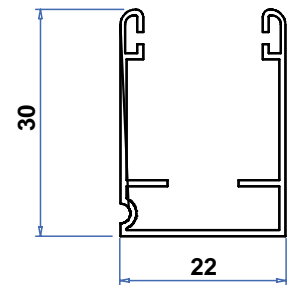
GCZ-T08E/O

# system36

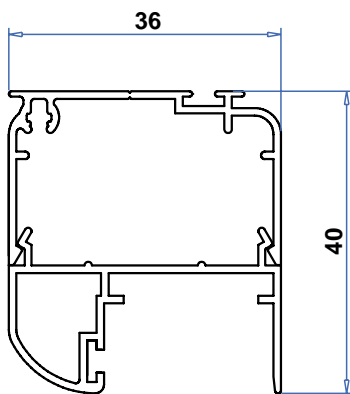
## P ROFILES AND SIZES



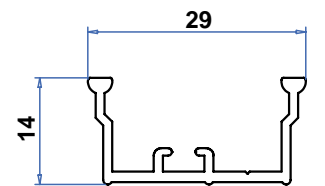
Cassette with tube, mesh and sliding bar



Guide 30x22 mm



**OPTION**  
Smooth U-profile and  
Cover profile



Side profile for magnet

For U.S.A. see conversion table mm-inches

**Genius**<sup>®</sup>

[www.geniusnetwork.biz](http://www.geniusnetwork.biz)

# system36

**USER-FRIENDLY  
AND FUNCTIONAL**

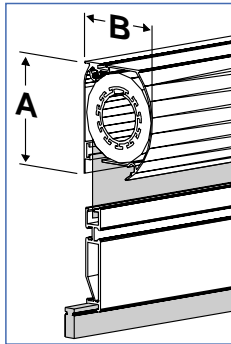
## 36 mm RETRACTABLE INSECT SCREEN

### VERTICAL (WINDOW)

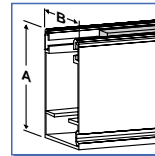
The accessory kit includes all necessary components to assemble a vertical (pull-down) System 36 roller insect screen either as inset mounted or front mounted system.



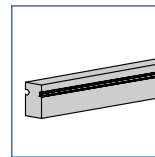
GENIUS products feature  
**PHIFER** WIRE PRODUCTS INC.



**code 01-00300-**  
Case with tube,  
mesh and sliding bar  
with pile  
A 43 mm. B 36 mm. (6 lin. mtrs)

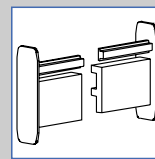


**code 01-02050-**  
Guide with pile  
A 30 mm. B 22 mm. (6 lin.mtrs.)

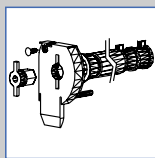


**code 00-02010-**  
Pile for case  
only for inset mounting (1000 lin.mtrs.)

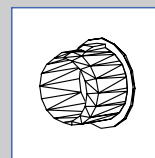
Accessory kit\* for inset  
and front mounting  
**code 01-03680-** short spring  
**code 01-03690-** long spring



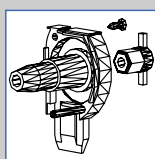
Sliding bar ends  
(1 pc. L + 1pc. R)



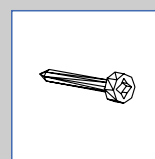
End cap with spring  
+ screw + cap (1 pc.)



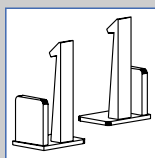
Bush  
(1 pc.)



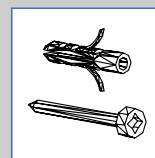
Single end cap  
+ screw + cap (1 pc.)



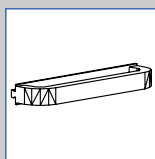
Little screw  
(2 pcs.)



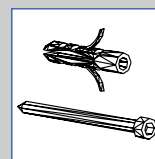
Internal locks  
(1 pc. L + 1pc. R)



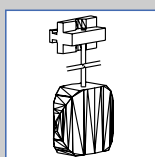
Screws and dowels  
for inset mounting (4 pcs.)



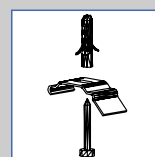
Handle  
(2 pcs.)



Screws and dowels  
for front mounting (4 pcs.)



Acorn  
(1 pc.)



Fixing bracket  
with screw and dowel (1 pc.)

\*Kit available both in black and in white

Above listed data may change without notice.



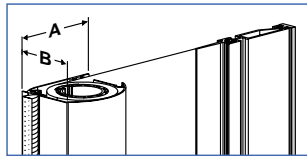
## 36mm SINGLE & DOUBLE HORIZONTAL (DOOR) RETRACTABLE INSECT SCREEN



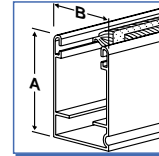
GENIUS products feature  
**PHIFER** WIRE PRODUCTS INC.

The accessory kit includes all necessary components to assemble a Single or Double Roller Screen Door. Inset mounted or Front mounted options are possible.

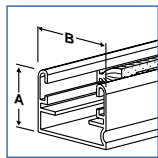
### Single & Double Horizontal (Door) Basic Profiles



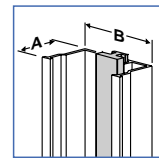
**code 01-00512-**  
Cassette with tube,  
mesh 150cm height  
and Sliding Bar  
A 43 mm. B 36 mm.



**code 01-02090-**  
Top Guide with pile  
A 30 mm. B 22 mm.



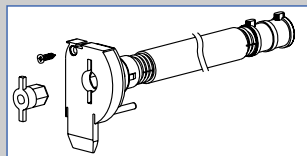
**code 01-02070-**  
Bottom Guide with pile  
A 15 mm. B 22 mm.



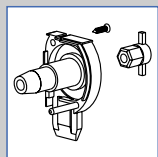
**code 01-06120-**  
Side Profile  
with magnets  
A 14 mm. B 25 mm.  
(Single Hoz. only)

- single door: 1 kit **code 01-04041-**
- double door: 2 kits **code 01-04041-**  
+ Sliding Bolt Lock kit **code 01-23190-**  
+ Magnets (Positive) **code 01-16000-0-5**  
(Negative) **code 01-16010-0-5**

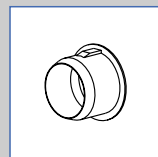
#### Accessory kit **code 01-04041-**



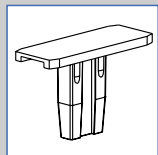
End Cap with spring  
+ bush + cap  
(1 pc.)



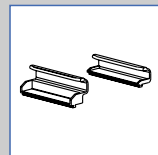
Plain End  
Cap + cap  
(1 pc.)



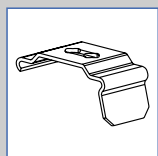
Bush for  
plain  
end cap  
(1 pc.)



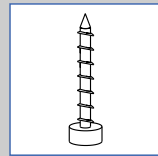
Sliding Bar  
End Cap  
(2 pcs.)



Handles  
Inner  
& Outer  
(2 pcs.)

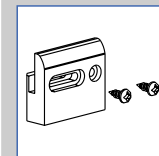


Fixing Bracket  
Inset Mounting  
(1 pc.)

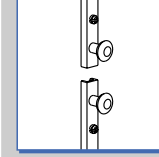


Fixing  
Screws

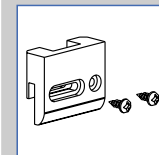
#### Lock Bolt kit **code 01-23190-**



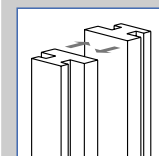
Top Guide  
Lock Keep + screws  
(1 pc.)



Lock Bolt  
Assembly

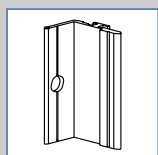


Bottom  
Guide Lock  
Keep + screws  
(1 pc.)

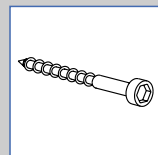


Magnetic Strips  
Positive/Negative  
**01-16000-0-5** (1 pc.)  
**01-16010-0-5** (1 pc.)

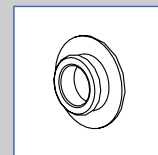
#### Additional accessories for front fix option



**code 01-26110-**  
Aluminium  
Angle bracket



**code 00-13140-0-0**  
Long Screw



**code 00-13050-**  
Plastic Cover  
Cap